

Corporate Campus East III



Tenant Handbook

CONTENTS

CORPORATE CAMPUS EAST III - QUICK GUIDE.....	3
AMERICAN ASSETS TRUST, INC.	4
The Company.....	4
PROPERTY DESCRIPTION.....	4
Access - During and After Business Hours.....	5
Security During Business Hours.....	5
Security After Business Hours.....	5
Soliciting and Loitering.....	5
GENERAL BUILDING SERVICES.....	6
Mail & Deliveries.....	6
Janitorial.....	6
Recycling Composting.....	6
HVAC.....	6
INTERNET, PHONE & CABLING.....	7
PARKING.....	7
AMENITIES.....	7
Food & Beverage.....	7
Plaza.....	7
CAMPUS RULES AND REGULATIONS.....	8
MOVING PROCEDURES.....	11
General Information.....	11
Moving Tips.....	11
BUILDING FORMS & INFORMATION.....	12
EMERGENCY & EVACUATION PLAN.....	15
Communications Plan.....	15
Building Emergency Evacuation.....	16
Fire Evacuation Instructions.....	17
Active Shooter Response Plan.....	17
Earthquake Emergency Plan.....	18
Facilities Emergency Systems.....	18
Weather Related Events.....	18
Evacuation Plan.....	19

CORPORATE CAMPUS EAST III - QUICK GUIDE

Property Management Office: 15375 SE 30th Pl. Suite 290, Bellevue, WA 98007

Property Management Office Hours: Mon - Fri 8:00 am – 5:00 pm

Contact: (425) 749-5569, CCE3@americanassets.com

Holly Brown | Senior Property Manager: HBrown@americanassets.com

Rodman Cross | Senior Chief Engineer: RCross@americanassets.com

Janet Maines | Assistant Property Manager: JMaines@americanassets.com

Campus Hours: Monday – Friday: 6:00 am – 6:00 pm

After Hours Emergency - In case of an emergency after business hours, please call our answering service at (206) 368-4069. The answering service will then contact the Building Engineer. If the call is pertaining to a non-urgent nature, we will be notified the next business day.

Parking - Surface parking is offered to Tenants at no charge. Covered reserved parking in the garages is negotiated per the lease.

Service Requests - Our building utilizes an online work order system called Building Engines. If you would like to have additional team members added to access this system, please enter a work order in Building Engines or contact the Property Management Office.

Building Engines can be accessed at <https://CCE3.buildingengines.com/>

1. Select the work order type you would like to request
2. Enter a description of the request
3. Hit submit to complete the work order

Pass Downs – Deliveries, contracted work, maintenance, etc., require a Pass Down form, using the link:

[PASS DOWN FORM - CORPORATE CAMPUS EAST III \(wufoo.com\)](#)

1. Entrance/access to the building to anyone aside of Tenants or Tenant employees must be cleared through Property Management in what is known as a “Pass Down” form.
2. No access will be granted, work performed, nor deliveries made until the “Pass Down” is approved by Property Management.
3. Prior to approval of a Pass Down, a current Certificate of Insurance (COI) must be submitted to and approved by Property Management (see Building Forms & Information for more details).
4. No work shall be completed during campus hours. Exceptions are made on a case-by-case basis depending on the nature of the work.

Cardkeys - All requests for new or replacement building access card keys should be made through Building Engines.

Please let us know when:

- **Main office contact** person changes.
- **Any changes involving keycards have taken place**, e.g., employee terminations, keycards lost or reissued to another employee.
- **Vendors** will be doing work in your suite by emailing a “Pass Down” request to CCE3@americanassets.com.

Smoking - Smoking is prohibited within a minimum distance of twenty-five feet from entrances, exits, windows that open, and ventilation intakes that serve an enclosed area.

The Company

American Assets Trust, Inc. ("AAT") is a full service, vertically integrated and self-administered real estate investment trust headquartered in San Diego, California. The company has over 50 years of experience in acquiring, improving, developing, and managing premier retail, office and residential properties throughout the United States in some of the nation's most dynamic, high-barrier-to-entry markets; primarily in Southern California, Northern California, Oregon, Washington and Hawaii.

AAT's retail portfolio comprises of approximately 3.2 million square feet, and its office portfolio comprises approximately 2.7 million square feet. In addition, AAT owns mixed-use property (including approximately 97,000 square feet of retail space and a 369-room all-suite hotel) and over 2,112 multifamily units.

In 2011, AAT was formed to succeed to the real estate business of American Assets, Inc., a privately held corporation founded in 1967 and, as such, has significant experience, long-standing relationships and extensive knowledge of its core markets, submarkets, and asset classes.

For additional information, please visit www.americanassets.com.

PROPERTY DESCRIPTION

Corporate Campus East III is a 160,508 square-foot campus consisting of four office buildings located just off the Interstate 405 and the 520 Freeway interchange with quick access to downtown Bellevue and downtown Seattle, providing a dynamic location in one of the nation's top-performing markets on the West Coast.

Leasing Team – Newmark

Joe Lynch: (425) 362-1399 | Joe.Lynch@nmrk.com

Dan Harden: (425) 766-2807 | dan.harden@nmrk.com

Brendan Soelling: (425) 362-1389 | Brendan.soelling@nmrk.com

Access - During and After Business Hours

Normal operating hours for the campus are:

Monday - Friday 6:00 am - 6:00 pm

Weekend & Holidays Closed

After-hours building access requires a building access keycard.

Security | During Business Hours

Building entrances are unlocked during regular business hours for ease of access for customers conducting business in the building. To assist in maintaining a safe environment, you can help by taking several preventive measures to keep your area secure. For example:

- Lock all doors when leaving your office unattended.
- Instruct employees to keep valuables in secured areas (locked desks, file cabinets or closets) when leaving them unattended.
- Always keep safes, vaults, strongboxes, or similar devices locked, particularly when unattended. Do not divulge combinations of safes or vaults or leave them where they can be found or easily deciphered.
- Record serial numbers of all valuable office equipment. If anything is stolen or missing, a record of serial numbers will aid in the recovery of the items.
- Check wastebaskets and recycling containers at the end of the day to ensure that no items of value are left in them.

Security | After Business Hours

After normal business hours, please make sure that all entry doors to your office are locked. Do not allow anyone to follow you into the building after business hours. Anyone authorized to enter the building after normal business hours should use their building access keycard without incident. If you encounter someone having problems gaining access, do not let them in.

Soliciting and Loitering

Canvassing, soliciting, peddling, and loitering are not allowed within the building. If you are approached by a solicitor of any kind, or if you observe an individual engaged in such activities, please contact the Property Management Office immediately.

Mail & Deliveries - The mail carrier delivers Tenant mail directly to the Tenant's suite Monday through Friday. There is also a mailbox just north of building 3015. For liability reasons, Property Management cannot accept packages or deliveries on behalf of Tenants or vendors.

Janitorial – A day porter is on-site Monday through Friday to assist with cleaning and completing work order requests.

Evening janitorial services are provided Monday through Friday, starting no earlier than 5:30 pm. If you require above building standard cleaning or have any special cleaning requests (e.g., carpet shampooing, event clean-up, relight glass cleaning), please contact the Property Management Office to see if your request can be accommodated.

When disposing of boxes, please flatten them, stack them within your office space and clearly mark them as "recycle". For items that do not fit in your garbage or recycling bin, please place nearby the bin and also mark them "recycle" or "trash". Special arrangements can be made for the disposal of large boxes or quantities of boxes by contacting the Property Management Office; leaving large quantities of boxes at night for the evening janitorial crew takes their time away from their scheduled duties. At no time should boxes, trash or excess materials/equipment of any kind be left in the hallways, lobbies, freight elevator, foyer, or any area designated as a fire exit.

Recycling | Composting – Corporate Campus East III has a building-wide recycling program for paper, cardboard, aluminum, glass, plastic, and composting products used on the premises. Recycling is collected in special bins located on the Tenant's floor, collected by the janitors, and removed by a waste disposal contractor. Please place your recyclable items in the appropriate container provided for this purpose. Make sure all liquids are removed first. Do not mix recyclable materials with normal trash and other forms of waste.

HVAC - Please refer to the terms of your lease for HVAC (Heating, Ventilation & Air Conditioning) hours for your suite. If at any time during working hours you desire an adjustment to the temperature within your suite, please place a Work Order via Building Engines. Extended HVAC service after business hours is available upon request by placing a Work Order via Building Engines. Please provide a minimum of 24 hours advance notice for scheduling purposes.

Remember to turn off all lights in areas that are not in use. This conserves energy and helps the HVAC equipment operate more efficiently. Keeping the blinds closed overnight and when temperatures are extremely hot or cold helps keep the Tenant space comfortable, as it serves as an insulator.

INTERNET, PHONE & CABLING

Service Providers - Cable TV, fiber optics, high-speed telecom and voice/data are available at Corporate Campus East III through the following companies:

- [Lumen](#) (formerly also CenturyLink, Qwest, Level3, TW Telcom)
- [Ziplay](#) (formerly also Verizon, Frontier, GTE)

Riser Closet Entry Access - For access to the building phone/riser closets, please submit a "Pass Down" request to CCE3@americanassets.com. Cascade Riser Management is our preferred riser management vendor for all cable installations.

PARKING

The surface parking at Corporate Campus East III is free to the Tenants and their customers. Monthly parking in the building garage may be purchased based on the Tenant's lease. To set up reserved parking, please contact the Property Management Office at (425) 749-5569 or email CCE3@americanassets.com.

- The parking garage is open 24/7 but is assigned parking only.
- Tenant shall not store or permit its employees to store any automobiles in the Parking Facilities without the prior written consent of Landlord. Except for emergency repairs, Tenant and its employees shall not perform any work on any automobiles while located in the Parking Facilities. Washing, waxing, cleaning, or servicing of any vehicle is prohibited.
- The Parking Facilities may not be used by Tenant or its agents for overnight parking of vehicles. If it is necessary for Tenant or its employee to leave an automobile in the Parking Facilities overnight. Tenant shall provide Landlord with prior notice thereof designating the license plate number and model of such automobile.
- Vehicles must be parked entirely within the stall lines painted on the ground. All directional signs and arrows must be observed. Parking spaces reserved for handicapped persons must be used only by vehicles properly designated.
- Landlord is not liable for loss of or damage to any vehicle or any contents of such vehicle or accessories to any such vehicle, or any property left in any of the Parking Facilities.
- Tenant will Ensure that any vehicle in any of the parking spaces will be kept in proper repair and will not leak excessive amounts of oil or grease or any amount of gasoline.

AMENITIES

Food & Beverage:

Poppinjay's is located on the ground level of 3009.
They offer on-site dining as well as catering.

Plaza:

Between 3009 and 3015 is a plaza offering outdoor seating, BBQ facilities, Ping Pong, and music. It is available by reservation in Building Engines.

CAMPUS RULES AND REGULATIONS

The following rules and regulations shall apply to the entire campus including the Tenants premises. In the event of a conflict between the Campus Rules and Regulations and the terms of the Lease, the terms of the Lease shall dictate.

1. Tenant shall maintain the entire Premises in a neat and clean first-class condition at all times. Tenant shall not place items such as boxes, files, trash receptacles or loose cabling and wiring, in or near any window or door which would be visible from the exterior of the Premises.
2. Sidewalks, doorways, vestibules, halls, stairways, and other similar areas shall not be obstructed by Tenant or used by Tenant for any purpose other than ingress and egress to and from the Premises. No rubbish, litter, trash, or material shall be placed, emptied, or disposed in any common area. No personal belongings may be left unattended in any common areas.
3. Landlord may from time to time adopt systems and procedures for the security and safety of the campus, and its occupants. All persons shall comply with Landlord's systems and procedures. Tenant must comply with requests by the Landlord concerning the informing of their employees of items of importance to the Landlord.
4. Tenant shall assume responsibility for protecting the Premises from theft or intrusion, which includes keeping entry doors closed, when the Premises are not occupied.
5. Landlord may provide and maintain directory boards in the lobbies of the buildings or other directory device listing Tenants.
6. Tenant shall not place any lock(s) on any door, or install any security system (including but not limited to, card key system, alarm or security cameras) in the suite or building without Landlord's prior written consent, which consent shall not be unreasonably withheld, and Landlord shall always have the right to retain and use keys or other access codes or devices to all locks within and into the Tenant suite.
7. Plumbing fixtures and appliances shall be used only for the purposes for which designed, and no rubbish, rags, or other unsuitable material shall be disposed or placed in the fixtures or appliances. Damage resulting to fixtures or appliances due to negligence or misconduct of Tenant, its agents, employees, or invitees shall be the responsibility of the Tenant.
8. No signs, advertisements, or notices of any kind (temporary or permanent) shall be posted to windows, doors or other parts of the Tenant suite or common areas without written consent from the Landlord. All Tenant identification and suite numbers at the entrance to the suite and in the lobby shall be installed by Landlord using building standard signage.
9. All contractors, contractor representatives and subcontractors performing work in the building shall be subject to Landlord's prior approval, which approval shall not be unreasonably withheld, and shall be required to comply with Landlord's standard rules, regulations, policies, and procedures, which may be revised from time to time.
10. Movement in or out of the building of furniture or office equipment, or dispatch or receipt by Tenant of merchandise or materials requiring the use of elevators, stairways or lobby areas shall be restricted to hours reasonably designated by Landlord. Tenant shall obtain Landlord's prior approval by providing a Pass Down request form. If approved by Landlord, the activity shall be performed in the manner required which adheres to the Campus Rules and Regulations. Tenant shall assume all risk for damage to articles moved and injury to any persons resulting from the activity.
11. If equipment or property is damaged, or personnel of Landlord or any other party is injured as a result of or in connection with Tenant related activity, Tenant shall be solely liable for any resulting damage, loss, or injury.

12. Tenant shall not overload the floor of the Premises. Landlord shall have the right to approve the weight, size, or location of heavy equipment or articles in and about the Premises, which approval shall not be unreasonably withheld. Tenant shall not mark, drive nails or screws, or drill into the wall/ceiling/floor surface, in any way that would deface the Premises, without Landlord's written consent first being obtained. Damage to the building by the installation, maintenance, operation, existence, or removal of Tenant's Property shall be repaired at Tenant's sole expense.
13. Landlord reserves the right, in its sole discretion, to close and/or keep locked all entrance and exit doors of the Campus. Tenant will ensure that doors to the building are not propped or left open. Corridor doors, when not in use, shall be kept closed. In case of invasion, riot, public disturbance, pandemic or other emergency, Landlord reserves the right to prevent access to the building and/or Campus, by any means it deems appropriate for the safety and protection of life and property.
14. Tenants shall not: (1) make or permit any improper, objectionable or unpleasant noises in the building, or otherwise interfere in any way with other Tenants or persons having business with them; (2) solicit business or distribute or cause to be distributed, in any portion of the Building, handbills, promotional materials or other advertising; or (3) conduct or permit other activities in the Building that might, in Landlord's sole opinion, constitute a nuisance.
15. No flammable, explosive, dangerous fluids or substances, or other articles deemed hazardous shall be used or kept by Tenant in the suite, building or about the campus, except for those substances as are typically found in similar premises used for general office purposes and are being used by Tenant in a safe manner and in accordance with all applicable laws, unless stored in a certified flammable or hazardous cabinet for specified use, as approved by Landlord. Tenants shall not, without Landlord's prior written consent, use, store, install, spill, remove, release or dispose of, within or about the suite or any other portion of the campus, any asbestos-containing materials or any solid, liquid or gaseous material now or subsequently considered toxic or hazardous under the provisions of 42 U.S.C. Section 9601 et seq. or any other applicable environmental law which may now or later be in effect. Tenant shall comply with all laws pertaining to and governing the use of these materials by Tenant and shall remain solely liable for the costs of abatement and removal.
16. Tenant shall not use, keep or permit to be used or kept, any foul or noxious gas or substance in or on the Premises, or permit noise, odors or vibrations that interfere with the other tenants of the Campus.
17. No fish, birds, reptiles, or animals (except certified service animals) shall be brought onto the campus or kept in or about the Premises.
18. The washing or maintenance of automobiles shall not be allowed on the Campus, except under specific arrangement with the Landlord.
19. No cooking shall be done in the Premises other than in Underwriters Laboratories-approved equipment, microwave ovens, toasters, or coffee makers that are properly maintained and in safe working condition in lunchrooms or kitchens for employees which comply with all applicable federal state and local laws and does not cause odor which are objectionable to Landlord or other tenants.
20. Tenant shall not use or occupy the Premises or common area in any manner or for any purpose which might injure the reputation or impair the present or future value of the Premises or the Building. Tenant shall not allow any temporary or permanent structure or use or permit any part of the Premises to be used for lodging, sleeping or for any illegal purpose.
21. Tenant shall not take any action which would violate Landlord's labor contracts, or which would cause a work stoppage, picketing, labor disruption or dispute or interfere with Landlord's or any other Tenant's or occupant's business or with the rights and privileges of any person lawfully in the campus ("Labor Disruption"). Tenant shall take the actions necessary to resolve the Labor Disruption, and shall have pickets removed and, at the request of Landlord, immediately terminate any work in the suite that gave

rise to the Labor Disruption, until Landlord gives its written consent for the work to resume. Tenant shall have no claim for damages against Landlord or any of the Landlord Related Parties nor shall the Commencement Date of the Term be extended as a result of the above actions.

22. Tenant shall not install, operate or maintain in the suite or in any other area of the campus, electrical equipment that would overload the electrical system beyond its capacity for proper, efficient and safe operation as determined solely by Landlord. Tenant shall not furnish cooling or heating to the suite, including, without limitation, the use of electric or gas heating devices, or portable coolers, without Landlord's prior written consent.
23. Landlord shall approve where and how communication wiring and cabling are to be introduced to the Premises. No boring or cutting for wires shall be allowed without the consent of Landlord. Tenant shall not use more than its proportionate share of telephone lines and other telecommunication facilities available to service the campus.
24. Electric space heaters shall not be used in Tenant suites or anywhere on the campus.
25. Tenant shall not waste electricity, water or air conditioning and agrees to cooperate with Landlord to ensure efficient use of utilities. Tenant shall comply with any program for metering or reporting of utility use; any conservation, sustainability, recycling, energy efficiency or waste reduction programs; environmental protection efforts; and/or any other programs requiring reporting, disclosure, rating or compliance (including, but not limited to LEED or Energy Star).
26. Tenant shall not operate or permit to be operated a coin or token operated vending machine or similar device (including, without limitation, telephones, lockers, toilets, scales, amusement devices and machines for sale of beverages, foods, candy, cigarettes and other goods), except for machines for the exclusive use of Tenant's employees and invitees.
27. Bicycles and other vehicles are not permitted inside the buildings or on the walkways outside the buildings, except in areas designated by Landlord.
28. Landlord shall have the right to prohibit the use of the name of the campus or any other publicity by Tenant that in Landlord's sole opinion may impair the reputation of the campus or its desirability. Upon written notice from Landlord, Tenant shall refrain from and discontinue such publicity immediately.
29. Landlord reserves the right to expel or exclude from the Campus any person, who in the judgement of Landlord, is intoxicated or under the influence of liquor or drugs, or who shall in manner do any act in violation of any of these Campus Rules or Regulations or cause harm to Building occupants or property.
30. Smoking is prohibited within a minimum distance of twenty-five feet from entrances, exits, windows that open, and ventilation intakes that serve an enclosed area.
31. Landlord shall have the right to designate and approve standard window coverings for Tenant's suite, and to establish rules to assure that the buildings present a uniform exterior appearance. Tenant shall ensure, to the extent reasonably practicable, that window coverings are closed on windows in the suite during periods of severe temperatures
32. Deliveries to and from Tenant's suite shall be made only at the times in the areas and through the entrances and exits reasonably designated by Landlord. Tenant shall not make deliveries that may in any way disrupt any tenant's space or common area.
33. The work of cleaning personnel shall not be hindered by Tenant after 5:30 p.m., and cleaning work may be done at any time when the suites are unoccupied. Tenant is responsible for providing liners for non-building standard receptacles used.
34. Tenants, Vendors, Contractors, and Subcontractors shall be respectful of these Campus Rules & Regulations. The Landlord reserves the right to ask individuals not following the campus rules to leave the campus.

General Information - To make your move as smooth as possible, below are the procedures for loading and/or unloading moving vehicles, building access, and use and care of the lobbies and elevators. The following guidelines and building rules and regulations are to be followed by Tenants and their moving contractors when moving in/out of the building. Similar rules apply to any large moves of furniture, equipment, machines, etc. The below policies will be strictly enforced.

- Once a vendor/mover has been selected, please send a completed "Pass Down" form to Property Management at CCE3@americanassets.com along with the Certificate of Insurance. All move-ins or move-outs must be scheduled no later than 48-hours in advance through the Property Management Office.
- All move-in or move-outs or delivery/move of large furniture, equipment, machines, etc. must be accomplished outside campus hours. Moves may be accomplished during the day on weekends or building holidays.
- Tenants with independent internal security systems that require a separate access card should provide the moving contractor with an access card to their suite for after-hours suite access.
- Movers must use masonite or plywood to protect all carpeting and finished surfaces from damage, as well as protective coverings on corners, doorjambs, and wall coverings in Tenant suite and in the common areas while moving furniture or equipment.
- To protect the fixtures, furnishings, and interests of the building, Tenant will be held responsible for all damage caused by Tenant or moving company during any move or delivery in or out of the building. Damage to the carpets, doors, doorjambs, corners, walls, elevators or other building fixtures will be repaired by the Property Management Office and billed to Tenant.
- NEVER block the elevator door open. Blocking or propping the elevator door too long will cause disruption in the elevator service.
- At the time of the move-in or move-out, please be aware there are other Tenants in the building. Therefore, boxes and other materials must not be left in the lobby or corridors, for everyone's protection and security.
- Moving companies and vendors must remove boxes from the premises after deliveries.

Recommended Movers

<u>Company</u>	<u>Phone Number</u>
Apex Facility Resources	(206) 686-3357
Emerald City Moving	(253) 796-3900
Lile Relocation Services	(253) 458 4611
On the Go Moving	(425) 761-8500 or Booking@onthegomoving.com

Please contact Property Management at CCE3@americanassets.com or (425) 749-5569 for any questions.

Moving Tips

Here are some tips and reminders for making your move less stressful.

Copiers – most copy machine companies will want to move the copier themselves. Be sure to check with them beforehand because there may be restrictions that could void the service agreement.

Postage Machines – Most companies will allow the machines to be moved but may require a service visit in advance.

Other companies you might need to call:

- Vending Machine Companies
- Water Company
- Coffee Delivery Service
- Plant Service
- Paper Shredding Service
- Phone/Telecom Company
- Signage Vendor – to relocate a large sign if needed
- Stationary Company – new letterhead, envelopes, business cards & move announcements

BUILDING FORMS & INFORMATION

The following pages include some useful information and some of the more frequently used forms for Corporate Campus East III.

The insurance requirements for vendors, contractors and subcontractors are as follows:
The current insurance requirements document is available on the Building Engines website in the documents section under general information. In summary, the following are the highlights:

Limits

- **Commercial General Liability:** \$1,000,000 Occurrence/\$2,000,000 Aggregate
- **Excess/Umbrella liability:** \$2,000,000 Occurrence/\$2,000,000 Aggregate
- **Automobile:** \$1,000,000
- **Worker's Compensation and Employer's Liability:** Statutory Minimum
- **Professional Liability:** Each Incident/Aggregate \$1,000,000

Additional Insured

The following must be listed as the additional insured:

- American Assets Trust, Inc.
- American Assets Trust, LP
- American Assets Trust Management, LLC
- AAT CCE III Bellevue, LLC

Additional Insured Endorsement ISO form CG 2010 07 04 AND CG 20 37 07 04 or equivalent required.

Certificate Holder

The following must be listed as the certificate holder:
AAT CCE III Bellevue, LLC
American Assets Trust, LLC
15375 SE 30th Place, Suite 290
Bellevue, WA 98007

To download the forms, please visit <https://cce3.buildingengines.com>

Click on the link 'Documents' in the right-hand corner to access documents.


CORPORATE CAMPUS EAST III

AMERICAN ASSETS TRUST


CCE3 Test Tenant / Sign Out

CORPORATE CAMPUS EAST III BUILDING AMENITIES ABOUT AAT SUSTAINABILITY CONTACT US TENANT SERVICES

Work Orders Resource Schedule Documents



Info

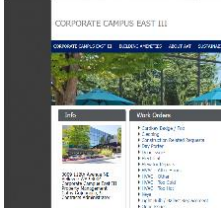


3009 112th Avenue NE
Bellevue WA 98004
Corporate Campus East III
Property Management
Cathy Gojuangco, Sr.
Contracts Administrator

Work Orders Open: 0 | Recently Closed

- ▶ Cardkey Badge / Fob
- ▶ Cleaning
- ▶ Construction Related Requests
- ▶ Day Porter
- ▶ Door Issues
- ▶ Electrical
- ▶ Elevator Repairs
- ▶ HVAC - After Hours
- ▶ HVAC - Other
- ▶ HVAC - Too Cold
- ▶ HVAC - Too Hot
- ▶ Keys
- ▶ Light Bulb / Ballast Replacement
- ▶ Odor Issues
- ▶ Other / Misc.

Open Work Orders 0
There are currently no open work orders.





Documents

CCE III - BE form links.pdf PRINT

- BUILDING FORMS
 - CCE III - BE form links...
 - CCE III Tenant COI-Endors...
 - CCE III Vendor Insurance R...
 - CCE3 CardKey Request For...

2893502468_CC... 1 / 1 83%

Corporate Campus East III AMERICAN ASSETS TRUST

3001, 3005, 3009, & 3015 112th Ave NE, Bellevue, WA 98004

Building Forms

Pass Down Form
Click [here](#) to complete the pass down form online

Tenant Contact Form
Click [here](#) to complete the Tenant Contact Form online

Tenant Insurance Form
Click in [left](#) column for Tenant insurance requirements

Vendor Insurance Form
Click in [left](#) column for Vendor insurance requirements

Property Management Office
15375 SE 30th Pl Suite 290 Bellevue, WA 98007
425.749.5569 CCE3@americanassets.com

Amenity Reservations

To make a reservation, please visit [Corporate Campus East III \(buildingengines.com\)](http://buildingengines.com).
Click on the link 'Resource Schedule' in the right-hand corner.
Then click 'Create Reservation', fill out the details and click 'save'.

CORPORATE CAMPUS EAST III



CCE3 Test Tenant / Sign Out





Resource Schedule

Resource(s)

MONTH WEEK DAY TODAY

Oct 23 — 29, 2022

CREATE RESERVATION

+ Conference Room

	Sun 10/23	Mon 10/24	Tue 10/25	Wed 10/26	Thu 10/27	Fri 10/28	Sat 10/29
all-day							

Resource Request Details

Resource:*

Additional Information:
Approval is required to finalize this request, we will send a confirmation email.

Event Name:*

Event Type:*

Cost: \$0.00

Start Date:*

End Date:*

Full Day Event

Add a Comment:

Special Instructions:

EMERGENCY & EVACUATION PLAN

Communications Plan –

Staff Communications

The property management team of Corporate Campus East III will be alerted in the event of any emergency situation by either off-site monitoring or the building management system. Alarms will be sounded throughout the property to prompt the emergency evacuation plan below.

Contact information for the property staff is as follows:

Management Office	425.749.5569
Senior Property Manager – Holly Brown	206.573.3254
Assistant Property Manager – Janet Maines	206.485.6546
Senior Chief Engineer – Rod Cross	206.573.3315
Building Engineer – Justin Prasad	206.485.6579
24/7 Emergency Answering Service	206.368.4069

Emergency service contact information is as follows:

Bellevue Police Department	425.452.6917
Bellevue Fire Department	425.452.6892
Overlake Medical Center	425.688.5000
To report an electrical outage	888.225.5773

Building Emergency Evacuation –

Fire Reporting

If you should discover smoke or a fire in any area, go immediately to the nearest alarm pull box and sound the alarm. If you are not near a pull box, dial 911 on the nearest phone away from the fire, and report the fire: giving the dispatcher our address, **3001, 3005, 3009, and 3015 112th Ave NE, Bellevue, WA 98004** and remain on the phone until told to hang up by the dispatcher.

Floor Plans

The floor plans for each floor will be posted in the appropriate locations for that floor. Please familiarize yourself with the floor plans of each area you frequent so that you may evacuate safely in the event of an emergency.

Tenant Fire Wardens

Tenant Fire Wardens will be assigned by each tenant and will help show the way to the exits and notify Property Management or Fire and Rescue that the floor area they are responsible for is evacuated. See below for further details and duties.

Fire Evacuation Instructions –

Assembly

In the event of a fire or other emergency, following the route shown on the posted evacuation plans to leave the building, taking the stairs if you're on the 2nd or 3rd floor. Feel doors before opening them. If it is hot, do not open it. If you are exiting through smoke, crawl or stay low to the floor, for cleaner cooler air. Follow the route through the parking lot to your building's assembly area, see map. Please be sure to stay out of the fire lanes.

Elevators

Elevators **must not** be used as a fire exit. In the event of a fire alarm, the elevators will automatically be recalled to the 1st floor and will not operate.

Tenant Fire Warden Duties

In the event of a fire or fire drill, the Tenant Fire Wardens' primary tasks are to:

- Guide occupants to the proper escape route.
- Assist those in need of help, being aware of persons with special needs and disabilities working on the floor.
- Check the floor if it does not endanger their own safety.
- **Report to the Building Engineer that your area is clean (or if someone needs help).**

Active Shooter Response Plan –

Upon receiving notice, Property Management will notify tenants with a group text or email (of pre-programmed contacts) and/or sounding the fire alarm, and we will call 911. To the extent possible, communications will identify the type of event, i.e., active shooter vs. fire alarm. However, regardless of the type of event, since the first preferred step is to evacuate (see below), it is recommended to follow the same steps as a fire drill as the first course of action.

To the extent possible, in this order: **Evacuate – Hide – Fight**

Evacuate following the evacuation same as the fire evacuation instructions above.

- Follow the emergency exit route, and if possible, help others evacuate as well.
- Leave your personal belongings.
- Keep your hands visible.

- Don't try to move wounded people.

Hide if evacuation isn't possible.

- Hide behind something large.
- Lock, close or blockade doors.
- Turn off lights.
- Keep quiet. Silence your phone and other sources of noise.

Fight only as a last option.

- If your life is in danger, you have the best chance of survival by fighting.
- Act aggressively.
- Try to incapacitate the shooter.
- Throw items and use nearby objects as weapons.
- Yell.
- Commit to your action.

Earthquake Emergency Plan –

DROP, COVER, HOLD ON and move as little as possible.

DROP to the ground before the earthquake drops you.

Take **COVER** by getting under a study desk or table.

HOLD ON to it until the shaking stops.

Facilities Emergency Systems –

Fire Suppression

All buildings are monitored by an off-site company for smoke/fire detection. Fire extinguishers are located throughout the property for tenant safety.

Medical Emergencies

Property Staff are trained in first aid, CPR and AED use.

Weather Related Events –

Corporate Campus East III is set up an auto deploy service for snowplowing and ice melt in the event of ice and/or snow. Staff monitor the roof and snow pile that may accumulate. In the event of accumulation, ice is applied, or it is removed.

Evacuation Plan –

Corporate Campus East III 3001, 3005, 3009 & 3015 112th Avenue NE

